

Scaled data based on original data using
LM-79-08 Approved Method: Electrical and Photometric Measurements of Solid-
State Lighting Products

Test Report Prepared for
Cooper Lighting Solutions
(formerly Eaton)

Brand: McGRAW-EDISON

Report Number: P595186

Luminaire Tested: **IST-PA1D-722-U-T3**

Issue Date: 3/22/2022

Test Information

Test Method: LM-79-08
Report Number: P595186
TEST IS SCALED FROM IESNA LM-79-08 TEST DATA (G1-2201-510-10)
Test Lab: INNOVATION CENTER
Issue Date: 3/22/2022
Manufacturer: COOPER LIGHTING SOLUTIONS (FORMERLY EATON)
Product Line: McGRAW-EDISON
Catalog Number: IST-PA1D-722-U-T3
Description: IMPACT ELITE LED TRAPEZOID LUMINAIRE
(1) 70 CRI, 2200K, 800mA LIGHT ENGINE WITH 24 LEDS AND TYPE III OPTICS
Light Source: -
Ballast/Driver: ELECTRONIC DRIVER

Summary

Lumens per Lamp: N/A
Luminaire Lumens: 6053 lumens
Efficiency: N/A
Efficacy: 97.0 lumens/watt
Luminous Opening: Rectangular (W 0.75' x L: 0.5' x H: 0')
IES Classification: Type IV - Medium
BUG Rating: B1 - U0 - G2

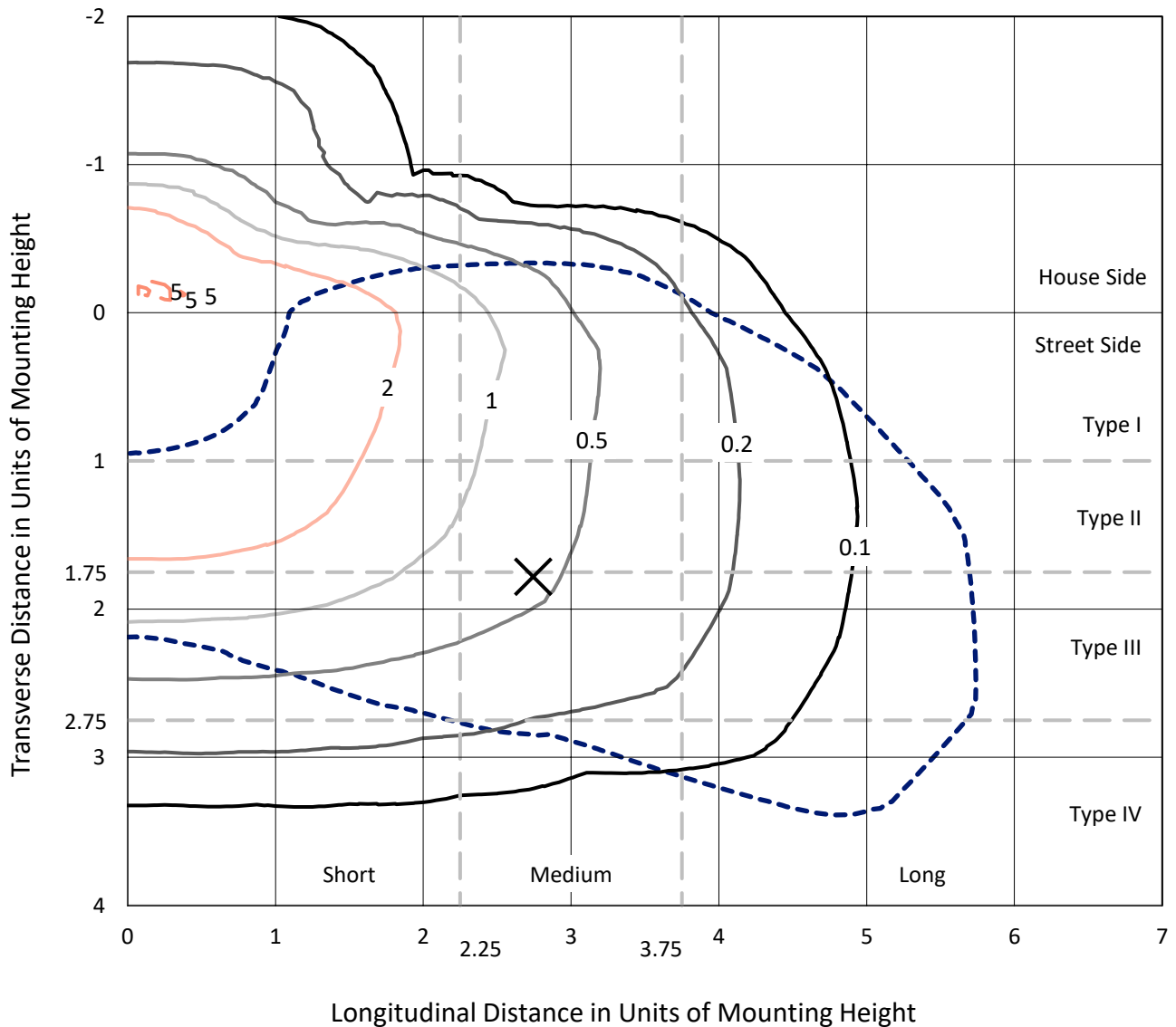
Input Watts (W): 62.4
Input Voltage (V): NR
Input Current (Ain): NR
Voltage Rise (V): NR
Power Factor: NR
Total Harmonic Distortion (THDi): NR
Frequency (hertz): 60
Stabilization Time: NR
Operation Time: NR
Ambient Temperature (°C): NR
Test Distance: 28.75 FT



REPORT NUMBER: P595186
 CATALOG NUMBER: IST-PA1D-722-U-T3

Iso-Footcandle Lines of Horizontal Illumination

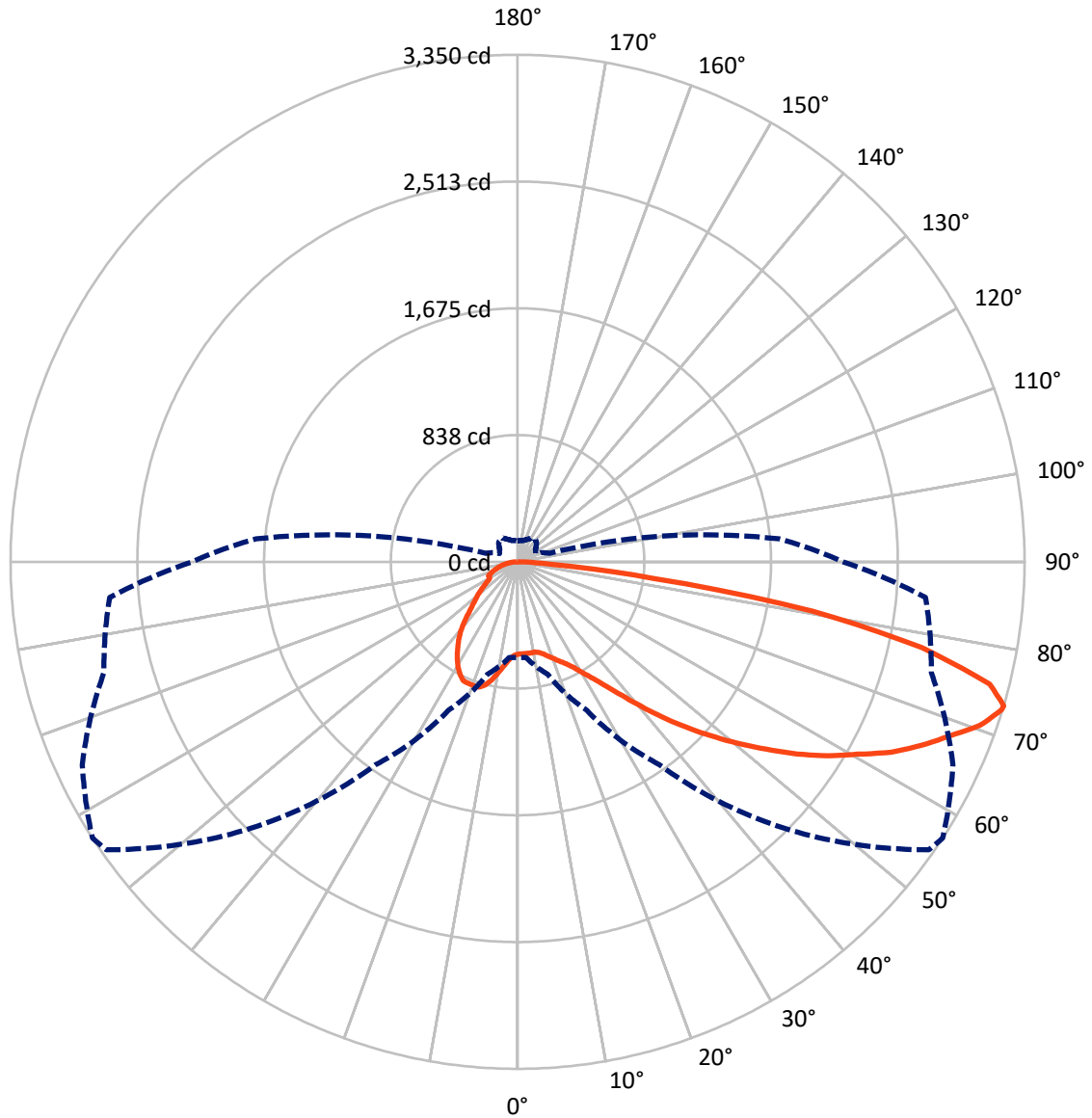
× Max cd
 - - - 1/2 Max cd



Based on 12 foot mounting height. Maximum calculated value = 5.2 fc
 Type IV - Medium - N/A

REPORT NUMBER: P595186
CATALOG NUMBER: IST-PA1D-722-U-T3

Luminous Intensity Polar Plot



— Vertical Plane Through 57-Deg Lateral - - - Horizontal Cone Through 73-Deg Vertical

REPORT NUMBER: P595186
 CATALOG NUMBER: IST-PA1D-722-U-T3

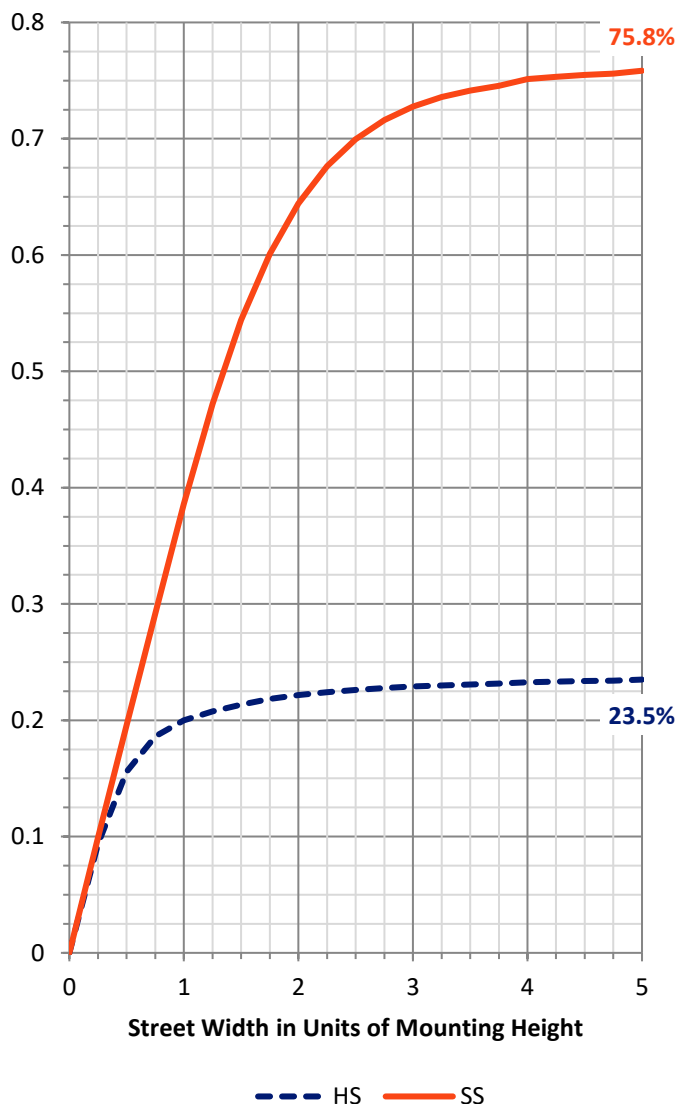
FLUX DISTRIBUTION:

		Downward	Upward	Total
House Side	Lumens	1444.0	0.0	1444.0
	% Fixture	23.9	0.0	23.9
Street Side	Lumens	4609.0	0.0	4609.0
	% Fixture	76.1	0.0	76.1
Total	Lumens	6053.0	0.0	6053.0
	% Fixture	100.0	0.0	100.0

ZONAL LUMENS:

Zone	Lumens	% Fixture
0°-10°	60.9	1.0
10°-20°	200.3	3.3
20°-30°	369.7	6.1
30°-40°	570.8	9.4
40°-50°	859.2	14.2
50°-60°	1257.6	20.8
60°-70°	1485.1	24.5
70°-80°	1063.2	17.6
80°-90°	186.3	3.1
90°-100°	0.0	0.0
100°-110°	0.0	0.0
110°-120°	0.0	0.0
120°-130°	0.0	0.0
130°-140°	0.0	0.0
140°-150°	0.0	0.0
150°-160°	0.0	0.0
160°-170°	0.0	0.0
170°-180°	0.0	0.0
0°-90°	6053.0	100.0
0°-180°	6053.0	100.0

Coefficient of Utilization

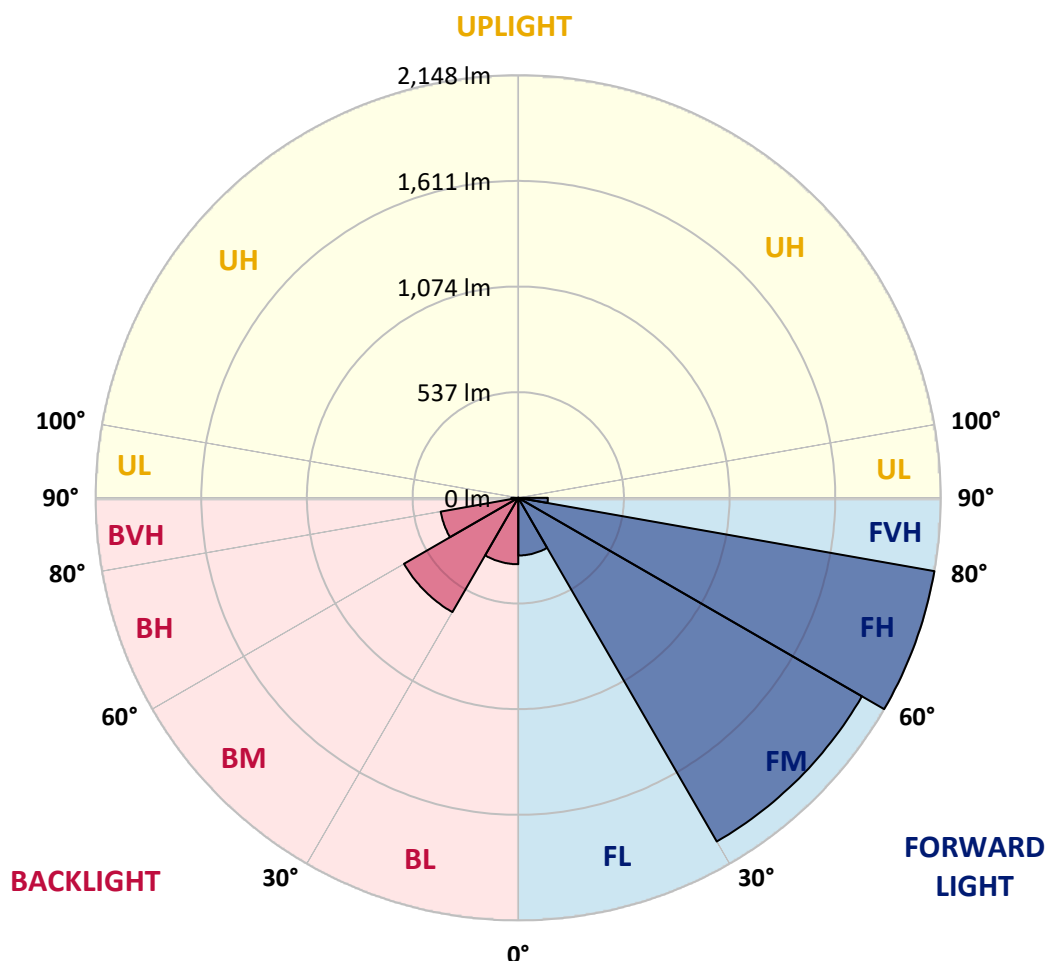


REPORT NUMBER: P595186
 CATALOG NUMBER: IST-PA1D-722-U-T3

LUMINAIRE CLASSIFICATION SYSTEM LUMEN TABLE AND BUG RATING:

Zone	Lumens	% Fixture	Zone Rating/Lumen Limit		
			B	U	G
FL (0°-30°)	293.3	4.8			
FM (30°-60°)	2017.0	33.3			
FH (60°-80°)	2147.9	35.5			G2/5000
FVH (80°-90°)	150.7	2.5			G2/225
BL (0°-30°)	337.5	5.6	B1/500		
BM (30°-60°)	670.6	11.1	B1/1000		
BH (60°-80°)	400.4	6.6	B1/500		G1/500
BVH (80°-90°)	35.6	0.6			G1/100
UL (90°-100°)	0.0	0.0		U0/0	
UH (100°-180°)	0.0	0.0		U0/0	

BUG Rating: B1-U0-G2
 Type IV Medium





REPORT NUMBER: P595186

CATALOG NUMBER: IST-PA1D-722-U-T3

CANDELA DISTRIBUTION (FULL):

	0°	5°	15°	25°	35°	45°	55°	57°	65°	75°	85°
0°	609.8	609.8	609.8	609.8	609.8	609.8	609.8	609.8	609.8	609.8	609.8
2.5°	602.4	605.4	603.9	605.4	609.8	606.9	606.9	608.4	609.8	608.4	611.3
5°	577.2	578.7	581.7	587.6	598.0	600.9	608.4	608.4	611.3	614.3	618.7
7.5°	535.7	538.6	544.6	550.5	568.3	586.1	605.4	608.4	618.7	626.2	629.1
10°	528.2	531.2	532.7	541.6	559.4	577.2	600.9	606.9	626.2	638.0	651.4
12.5°	520.8	523.8	528.2	540.1	562.4	581.7	606.9	612.8	636.6	660.3	676.6
15°	526.7	528.2	532.7	544.6	566.8	593.5	626.2	630.6	657.3	687.0	712.2
17.5°	541.6	543.1	541.6	552.0	572.7	603.9	648.4	655.8	688.5	718.2	743.4
20°	575.7	577.2	571.3	571.3	586.1	617.3	672.2	682.5	722.6	755.3	780.5
22.5°	649.9	646.9	632.1	612.8	612.8	638.0	698.9	713.7	764.2	790.9	813.1
25°	755.3	755.3	731.5	695.9	672.2	669.2	730.0	746.4	805.7	838.3	851.7
27.5°	882.9	884.3	845.8	798.3	752.3	730.0	774.5	790.9	857.6	891.8	896.2
30°	995.6	997.1	958.5	914.0	857.6	808.7	833.9	851.7	928.9	955.6	940.7
32.5°	1108.4	1109.9	1083.2	1022.3	963.0	902.2	909.6	920.0	998.6	1023.8	1000.1
35°	1206.3	1210.8	1184.1	1138.1	1075.8	1020.9	1007.5	1009.0	1080.2	1096.5	1065.4
37.5°	1305.7	1305.7	1289.4	1246.4	1193.0	1132.1	1114.3	1118.8	1182.6	1198.9	1154.4
40°	1431.9	1437.8	1428.9	1375.5	1314.6	1264.2	1246.4	1252.3	1322.1	1313.2	1265.7
42.5°	1584.7	1598.1	1583.2	1525.3	1460.1	1403.7	1403.7	1403.7	1463.0	1464.5	1393.3
45°	1780.6	1780.6	1765.7	1715.3	1629.2	1572.8	1553.5	1558.0	1609.9	1615.9	1532.8
47.5°	1943.8	1958.6	1942.3	1905.2	1836.9	1783.5	1722.7	1715.3	1758.3	1758.3	1687.1
50°	2075.8	2102.5	2089.2	2105.5	2056.5	2029.8	1905.2	1884.4	1899.3	1914.1	1835.5
52.5°	2185.6	2206.4	2202.0	2249.4	2273.2	2288.0	2090.7	2058.0	2069.9	2068.4	1997.2
55°	2193.1	2200.5	2267.2	2374.1	2467.6	2537.3	2277.6	2242.0	2230.2	2224.2	2169.3
57.5°	2150.0	2154.5	2288.0	2414.1	2617.4	2697.6	2454.2	2418.6	2402.3	2381.5	2359.2
60°	2046.2	2068.4	2243.5	2437.9	2706.5	2822.2	2618.9	2581.8	2569.9	2525.4	2575.9
62.5°	1914.1	1924.5	2099.6	2388.9	2718.3	2875.6	2792.5	2770.3	2733.2	2669.4	2768.8
65°	1727.1	1725.7	1880.0	2245.0	2657.5	2902.3	2939.4	2927.5	2881.5	2771.7	2940.9
67.5°	1418.5	1452.6	1604.0	1989.8	2510.6	2929.0	3089.3	3074.4	3001.7	2863.7	3022.5
70°	1081.7	1102.5	1274.6	1607.0	2218.3	2856.3	3236.2	3240.6	3108.6	2883.0	2986.9
72.5°	690.0	725.6	862.1	1170.7	1776.1	2586.3	3323.7	3344.5	3167.9	2856.3	2765.8
73°	632.1	635.1	768.6	1083.2	1638.1	2489.8	3317.8	3350.4	3173.9	2829.6	2705.0
75°	376.9	393.2	473.3	719.6	1169.2	2000.2	3157.5	3222.8	3142.7	2710.9	2371.1
77.5°	176.6	188.4	233.0	379.9	636.6	1203.4	2654.5	2731.7	2785.1	2372.6	1807.3
80°	93.5	95.0	114.3	191.4	341.3	495.6	1850.3	1977.9	2053.6	1786.5	1215.2
82.5°	78.6	78.6	89.0	123.2	218.1	192.9	762.7	908.1	1112.9	879.9	477.8
85°	63.8	65.3	89.0	92.0	155.8	99.4	182.5	228.5	431.8	388.8	53.4
87.5°	20.8	23.7	50.4	65.3	83.1	38.6	46.0	50.4	50.4	74.2	17.8
90°	0.0	0.0	0.0	0.0	0.0	0.0	0.0	0.0	0.0	0.0	0.0



REPORT NUMBER: P595186
 CATALOG NUMBER: IST-PA1D-722-U-T3

CANDELA DISTRIBUTION (continued):

	90°	95°	105°	115°	125°	135°	145°	155°	165°	175°	180°
0°	609.8	609.8	609.8	609.8	609.8	609.8	609.8	609.8	609.8	609.8	609.8
2.5°	612.8	612.8	614.3	615.8	618.7	618.7	621.7	623.2	626.2	627.6	623.2
5°	618.7	621.7	624.7	633.6	644.0	652.9	661.8	669.2	676.6	681.1	679.6
7.5°	635.1	639.5	651.4	667.7	688.5	701.8	715.2	728.5	734.5	737.4	737.4
10°	657.3	666.2	688.5	715.2	738.9	759.7	770.1	779.0	782.0	784.9	782.0
12.5°	688.5	700.4	734.5	768.6	795.3	805.7	804.2	792.3	776.0	773.1	770.1
15°	728.5	743.4	782.0	822.0	842.8	829.4	795.3	783.4	780.5	789.4	786.4
17.5°	762.7	780.5	828.0	869.5	865.1	819.1	808.7	814.6	811.6	813.1	813.1
20°	795.3	820.5	871.0	899.2	860.6	830.9	822.0	814.6	805.7	808.7	805.7
22.5°	836.9	854.7	912.5	914.0	854.7	830.9	811.6	796.8	793.8	795.3	796.8
25°	869.5	897.7	948.1	903.6	854.7	807.2	780.5	777.5	779.0	787.9	784.9
27.5°	914.0	942.2	976.3	897.7	819.1	768.6	758.2	756.7	746.4	749.3	749.3
30°	955.6	989.7	991.2	897.7	774.5	736.0	721.1	694.4	672.2	676.6	675.1
32.5°	1012.0	1041.6	994.1	862.1	724.1	692.9	652.9	611.3	600.9	606.9	608.4
35°	1077.2	1101.0	997.1	802.7	673.6	632.1	559.4	535.7	534.2	538.6	543.1
37.5°	1163.3	1176.7	1019.4	734.5	624.7	537.1	480.8	474.8	461.5	452.6	454.0
40°	1268.7	1252.3	1062.4	673.6	566.8	451.1	427.3	411.0	385.8	360.6	365.0
42.5°	1385.9	1339.9	1075.8	624.7	488.2	397.7	375.4	350.2	319.0	292.3	290.8
45°	1512.0	1437.8	1063.9	586.1	409.5	357.6	333.9	304.2	267.1	244.8	244.8
47.5°	1661.9	1531.3	1026.8	554.9	354.6	322.0	292.3	262.6	237.4	216.6	216.6
50°	1826.6	1639.6	1000.1	500.0	316.0	287.9	258.2	234.4	215.2	198.8	198.8
52.5°	2000.2	1742.0	977.8	419.9	281.9	256.7	235.9	216.6	200.3	179.5	176.6
55°	2176.7	1839.9	988.2	342.8	250.8	234.4	221.1	201.8	195.9	191.4	188.4
57.5°	2360.7	1946.7	1013.4	280.4	224.1	222.6	216.6	230.0	243.3	234.4	230.0
60°	2504.7	2029.8	1016.4	235.9	207.7	234.4	264.1	268.6	233.0	212.2	210.7
62.5°	2618.9	2108.5	946.7	204.8	212.2	276.0	281.9	237.4	201.8	192.9	192.9
65°	2678.3	2136.7	761.2	187.0	221.1	264.1	255.2	213.7	188.4	187.0	187.0
67.5°	2648.6	2114.4	532.7	167.7	195.9	228.5	228.5	195.9	173.6	181.0	178.1
70°	2506.1	2004.6	351.7	151.3	172.1	206.2	212.2	182.5	161.7	166.2	161.7
72.5°	2209.4	1808.8	231.5	133.5	148.4	182.5	197.3	167.7	148.4	146.9	142.4
73°	2151.5	1734.6	218.1	130.6	143.9	176.6	192.9	164.7	145.4	141.0	138.0
75°	1825.1	1446.7	164.7	117.2	127.6	158.8	179.5	154.3	133.5	127.6	124.6
77.5°	1329.5	1003.0	123.2	99.4	106.8	138.0	158.8	141.0	118.7	111.3	109.8
80°	829.4	546.0	92.0	80.1	84.6	115.7	139.5	126.1	102.4	93.5	92.0
82.5°	325.0	178.1	63.8	59.4	62.3	87.5	117.2	109.8	86.1	78.6	74.2
85°	53.4	60.8	41.5	40.1	40.1	62.3	89.0	84.6	57.9	50.4	44.5
87.5°	14.8	28.2	16.3	14.8	14.8	26.7	49.0	38.6	23.7	19.3	17.8
90°	0.0	0.0	0.0	0.0	0.0	0.0	0.0	0.0	0.0	0.0	0.0

(END OF REPORT)